

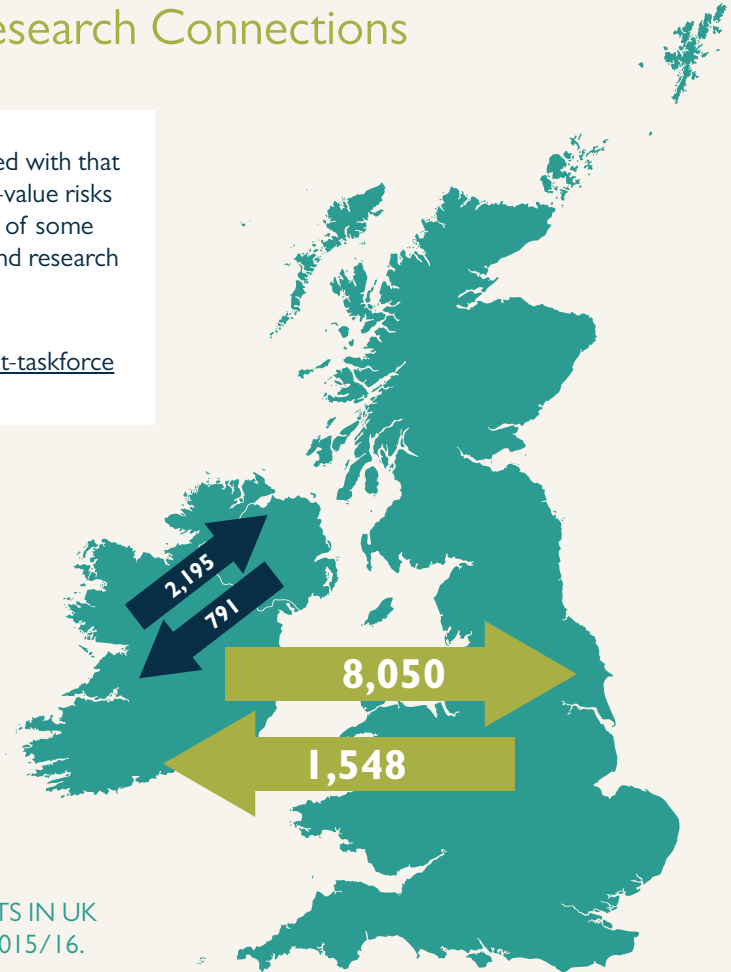


RIA Brexit Factsheet

Ireland-UK Higher-Education and Research Connections

Ireland's higher-education and research sector is tightly interconnected with that of the UK and its exit from the European Union creates a set of high-value risks for Ireland's future competitiveness. This factsheet gives an overview of some of the areas that will be affected, particularly in relation to mobility and research collaborations.

Further reports from the RIA Brexit Taskforce can be viewed at:
www.ria.ie/programmes/policy-and-international-relations/ria-brexit-taskforce



Source: HEA and HESA Statistical Returns, 2015–2016
Based on full-time enrolments

STUDENT MOBILITY

Ireland-UK Student Flows 2015–2016

OVER 12,500

STUDENTS MOVED BETWEEN IRELAND AND THE UK FOR HIGHER-EDUCATION STUDY AND TRAINING IN 2015/16.



117,195 EU STUDENT ENROLMENTS IN UK HIGHER EDUCATION IN 2015/16.

THE UK RECEIVES **TWICE AS MANY** ERASMUS STUDENTS AS IT SENDS OUT.



Full-Time Student Higher-Education Enrolments on the island of Ireland, 2011–2015

YEAR	NORTH-SOUTH STUDENT FLOWS	SOUTH-NORTH STUDENT FLOWS	TOTAL
2011/12	788	3520	4308
2012/13	651	2835	3486
2013/14	660	2420	3080
2014/15	719	2345	3064
2015/16	791	2195	2986

Source: HEA and HESA Statistical Returns, 2011–2015

3,000–4,000

STUDENTS MOVE BETWEEN IRELAND AND NORTHERN IRELAND EACH YEAR TO ACCESS HIGHER EDUCATION AND PROFESSIONAL TRAINING.



INTERNATIONAL EDUCATION CONTRIBUTES €1 BILLION TO THE IRISH ECONOMY EACH YEAR.



INTERNATIONAL STUDENT APPLICATIONS TO IRISH HIGHER-EDUCATION INSTITUTIONS ROSE BY 17% FOR THE 2017/18 ACADEMIC YEAR.

STAFF MOBILITY



UK CITIZENS ACCOUNT FOR APPROXIMATELY

10%

OF ACADEMIC STAFF IN IRISH HIGHER-EDUCATION INSTITUTIONS.

Source: RIA Survey



17%

OF ACADEMICS WORKING IN THE UK ARE FROM EU COUNTRIES (EXCLUDING UK AND IRISH CITIZENS).

Source: HESA 2017



33%

OF ACADEMIC STAFF EMPLOYED BY QUEEN'S UNIVERSITY BELFAST AND ULSTER UNIVERSITY ARE EU NATIONALS (EXCLUDING UK CITIZENS).

STUDENT-STAFF RATIOS

Student-Staff Ratios in the EU



IRELAND HAS A HIGHER STAFF-STUDENT RATIO THAN MANY OF ITS EUROPEAN COUNTERPARTS AT **19.6** STUDENTS PER STAFF MEMBER.

Source: OECD Student Rankings Stats: Figures for Tertiary Education

UNIVERSITY RANKINGS



SINCE 2009, IRISH UNIVERSITIES HAVE DECLINED IN THE QS GLOBAL UNIVERSITY RANKINGS.



IN 2016, ONLY **ONE** IRISH UNIVERSITY WAS RANKED IN THE QS GLOBAL TOP 100.



IN 2016, **ARTS AND HUMANITIES** WERE THE ONLY FACULTY IN WHICH AN IRISH UNIVERSITY RANKED IN THE TOP 100 IN BOTH THE QS AND TIMES HIGHER EDUCATION RANKINGS.

COLLABORATIONS

Ireland's Collaborative Links in Horizon 2020*

COUNTRY	NUMBER OF COLLABORATIONS	% TOTAL
UK	1157	19
Germany	1139	19
Spain	1013	17
France	883	14
Italy	827	13
Denmark	267	4
Finland	232	4
Netherlands	588	10

* as of 28 February 2017

Source: Enterprise Ireland figures using the EU e-CORDA database



IRELAND HAS
1,157

COLLABORATIVE LINKS WITH UK PARTNERS.

79%

OF ACADEMICS SURVEYED BY THE RIA AGREED THAT COLLABORATIONS BETWEEN IRISH AND UK HIGHER-EDUCATION INSTITUTIONS ARE VERY IMPORTANT IN THEIR FIELD OF STUDY.

63%

OF SUCCESSFUL HORIZON 2020 APPLICATIONS IN NORTHERN IRELAND INVOLVED A PARTNER FROM IRELAND (2014–2017).

Source: Department of the Economy, Northern Ireland, May 2017



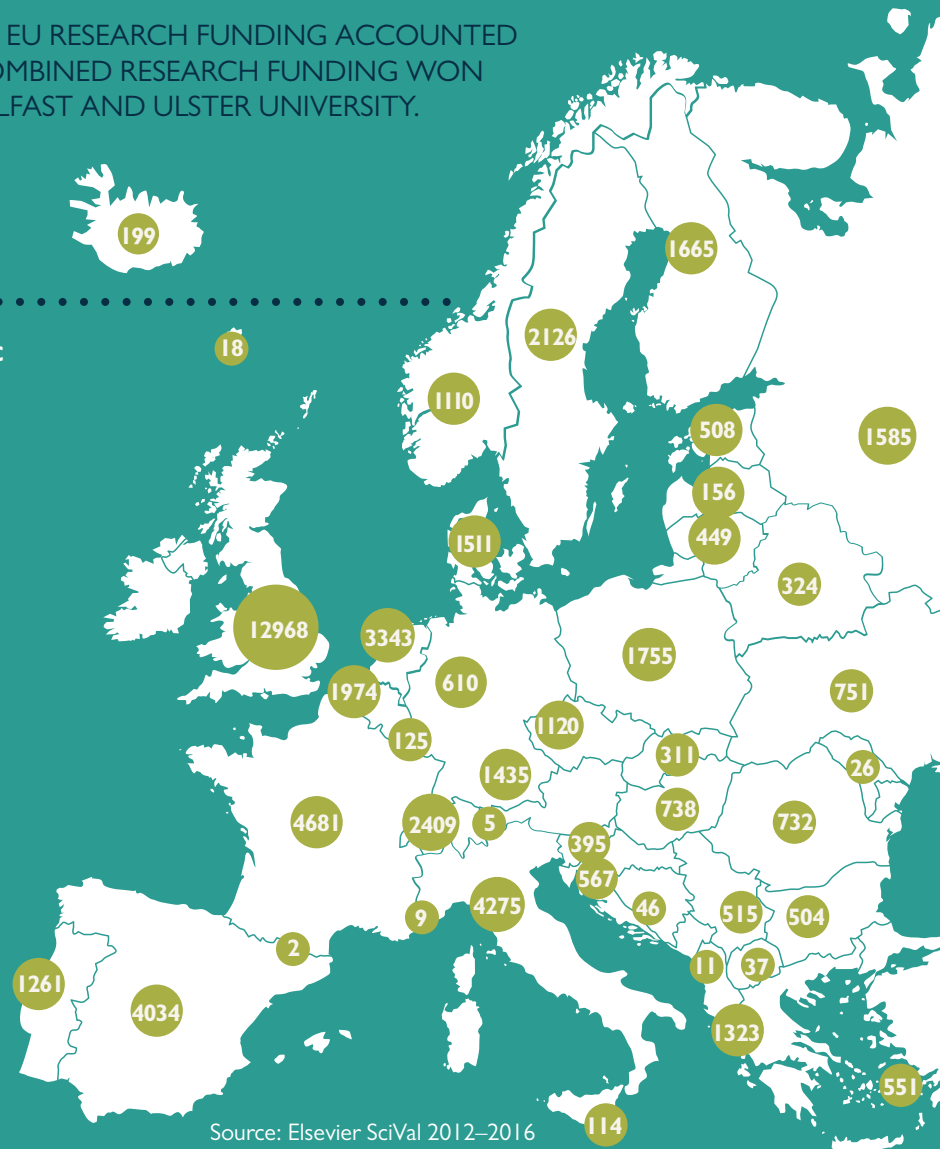
FOR THE PERIOD 2011–2017 EU RESEARCH FUNDING ACCOUNTED FOR **15%** OF THE TOTAL COMBINED RESEARCH FUNDING WON BY QUEEN'S UNIVERSITY BELFAST AND ULSTER UNIVERSITY.

Ireland's Collaborations on Academic Papers per Country 2012–2016



OVER 12,900

RESEARCH PAPERS WERE PRODUCED FROM COLLABORATIONS BETWEEN IRISH AND UK RESEARCHERS BETWEEN 2012 AND 2016 – MORE THAN ALL THE PUBLICATIONS WITH GERMANY AND FRANCE COMBINED.



Source: Elsevier SciVal 2012–2016

ROI/UK Collaboration on Research Papers 2012–2016 per Discipline

SUBJECT AREA	ROI (TOTAL OUTPUT)	CO-AUTHORED PUBLICATIONS WITH UK	% CO-AUTHORED WITH UK
Earth and Planetary Sciences	2,561	871	34.00%
Physics and Astronomy	6,729	2,060	30.60%
Environmental Science	3,213	848	26.40%
Agricultural and Biological Sciences	6,036	1,433	23.70%
Biochemistry, Genetics and Molecular Biology	8,555	1,973	23.10%
Medicine	22,461	4,904	21.80%
Materials Science	4,812	778	16.20%
Engineering	9,215	1,297	14.10%
Social Sciences	7,861	1,036	13.20%
Computer Science	8,538	997	11.70%



EARTH AND PLANETARY SCIENCES, PHYSICS AND ASTRONOMY AND ENVIRONMENTAL SCIENCE EACH COLLABORATE WITH THE UK ON MORE THAN

25%

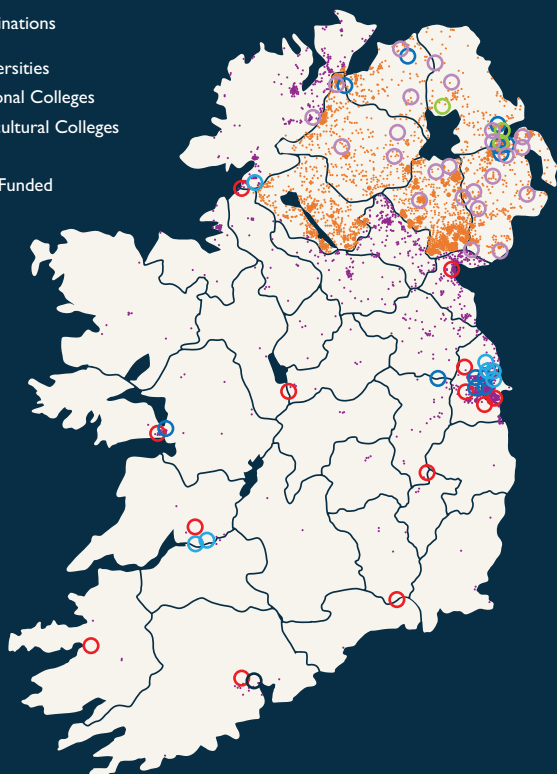
OF THEIR CO-AUTHORED PUBLICATIONS

Source: Elsevier Scival 2012-2016

These maps provide a visualisation of the cross-border flow of commuters to work and study in higher-education and further-education institutions in Northern Ireland and the Republic of Ireland, which shows the areas that would be most affected by cross-border mobility restrictions.

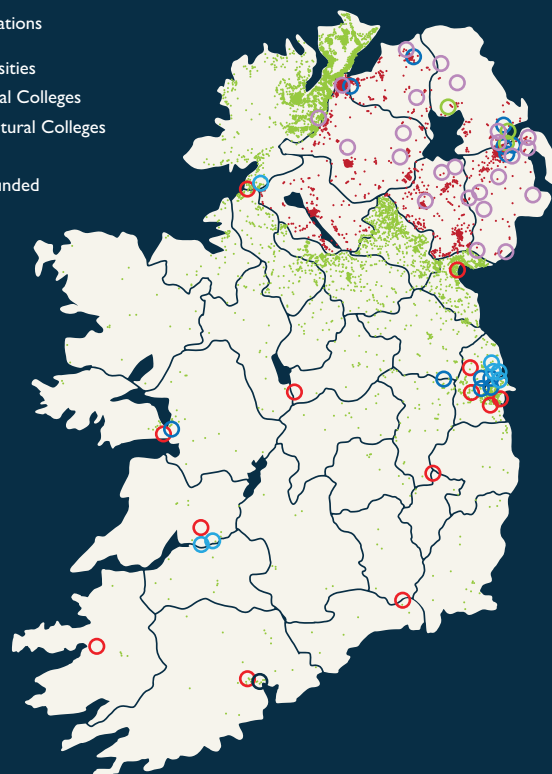
Origin and destination of NI workers in the ROI

- Origin
- Destinations
- Universities
- Regional Colleges
- Agricultural Colleges
- HEI
- Part Funded



Origin and destination of ROI workers in NI

- Origin
- Destinations
- Universities
- Regional Colleges
- Agricultural Colleges
- HEI
- Part Funded



Acadamh Ríoga na hÉireann
Royal Irish Academy

Source: Census 2011. Commuter maps provided by the Central Statistics Office

The Royal Irish Academy is Ireland's leading body of experts in the sciences, humanities and social sciences. The RIA Brexit Taskforce was established in March 2017 to explore the implications for research and higher education on the island of Ireland on foot of the UK's exit from the European Union and has a specific all-island focus.

For more information see www.ria.ie/programmes/policy-and-international-relations/ria-brexit-taskforce or email policy@ria.ie.